



Fantech

Accessories Book

August 2004 – AB0804



Fantech | Your Ventilation Solutions Company

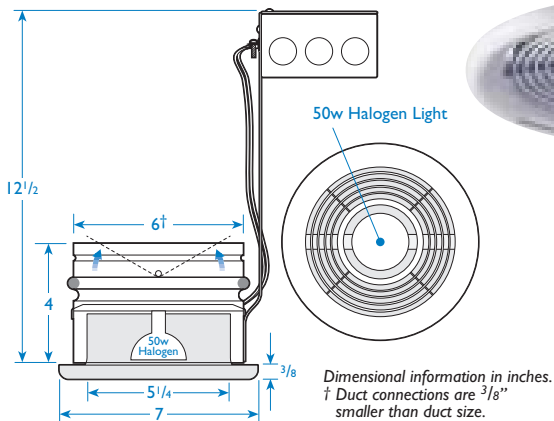
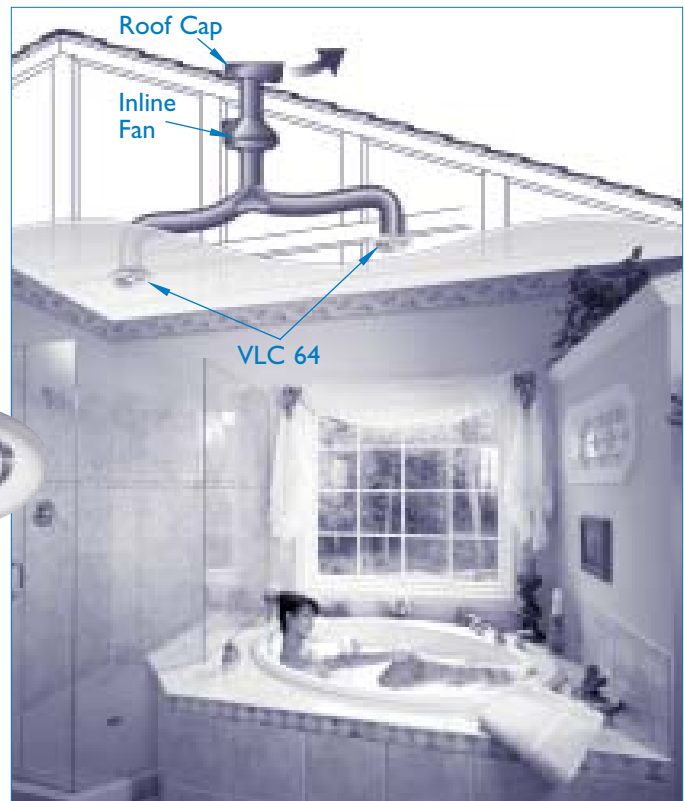
Supply/Exhaust Fans

Combination Exhaust Grill and Light

VLC64



Vent light combination. Small-scale grill with 50 watt halogen light (MR16 bulb included). UL approved for wet locations. Kit includes prewired grill light assembly with back-draft damper, 50 watt halogen bulb, and 6 to 4-inch reducer for connecting ductwork. Does not include fan. May also be used as a light only.

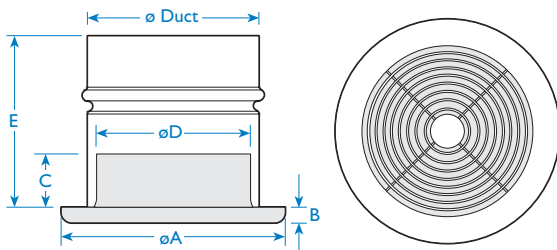


Fixed Exhaust Grills

DG



Fantech's Designer Grill. A low profile, fixed circular plastic exhaust grill. Included with the grill is a matching diameter galvanized mounting collar with nailing strip.



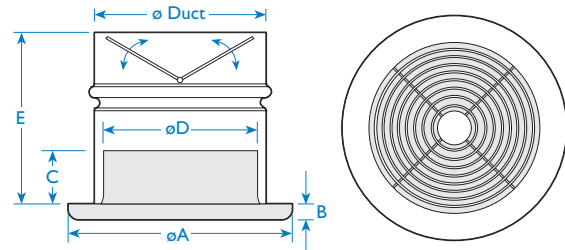
| Model | UPC# | ϕ Duct [†] | ϕA | B | C | ϕD | E |
|-------|-------|--------------------------|-------------------------------|-----------------------------|-------------------------------|-------------------------------|-------------------------------|
| DG 4 | 67940 | 4 | 4 ⁷ / ₈ | ³ / ₈ | 1 ⁷ / ₈ | 3 ⁵ / ₈ | 3 ³ / ₄ |
| DG 6 | 67960 | 6 | 7 | ³ / ₈ | 1 ⁷ / ₈ | 5 ⁵ / ₈ | 3 ³ / ₄ |

Dimensional information in inches. † Duct connections are 1/8" smaller than duct size.

DGD



Fantech's Designer Grill/Damper. Same as DG with integrated backdraft damper.



| Model | UPC# | ϕ Duct [†] | ϕA | B | C | ϕD | E |
|-------|-------|--------------------------|-------------------------------|-----------------------------|-------------------------------|-------------------------------|---|
| DGD 4 | 67945 | 4 | 4 ⁷ / ₈ | ³ / ₈ | 1 ⁷ / ₈ | 3 ⁵ / ₈ | 4 |
| DGD 6 | 67965 | 6 | 7 | ³ / ₈ | 1 ⁷ / ₈ | 5 ⁵ / ₈ | 4 |

Dimensional information in inches. † Duct connections are 1/8" smaller than duct size.

All Fantech grills (except VLC64) are available in bulk packs.
Suggested maximum airflow for Fantech Exhaust Grills is: 4" – 100CFM; 5" – 125CFM, 6" – 150CFM, 8" – 200CFM.

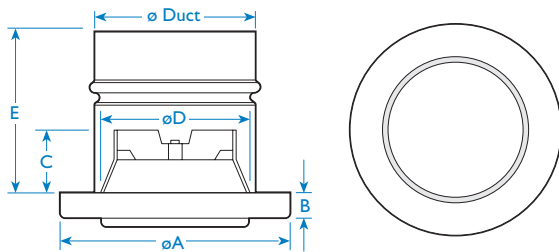
Supply/Exhaust Fans

Adjustable Exhaust Grills

PGE



Fantech's Plastic Grill. A low profile, adjustable intake/exhaust circular grill. Included with the grill is a matching diameter galvanized mounting collar with nailing strip.



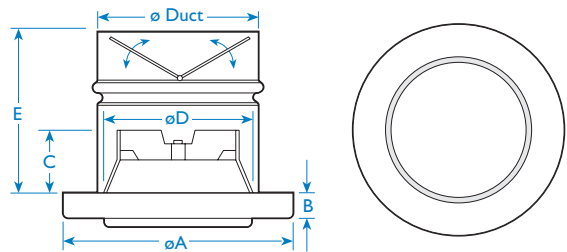
| Model | UPC# | ø Duct† | ø A | B | C | ø D | E |
|-------|-------|---------|-------|-----|-------|-------|-------|
| PGE 4 | 50040 | 4 | 5 1/2 | 3/4 | 1 1/2 | 3 7/8 | 3 3/4 |
| PGE 5 | 50050 | 5 | 6 1/4 | 3/4 | 1 3/8 | 4 7/8 | 3 3/4 |
| PGE 6 | 50060 | 6 | 7 3/4 | 3/4 | 1 3/8 | 5 7/8 | 3 3/4 |
| PGE 8 | 50080 | 8 | 9 1/2 | 3/4 | 1 3/8 | 7 7/8 | 3 3/4 |

Dimensional information in inches. † Duct connections are 1/8" smaller than duct size.

PGDE



Plastic Grill includes integrated backdraft damper. A low profile, adjustable intake/exhaust circular grill. Included with the grill is a matching diameter galvanized mounting collar with nailing strip.



| Model | UPC# | ø Duct† | ø A | B | C | ø D | E |
|--------|-------|---------|-------|-----|-------|-------|-------|
| PGDE 4 | 50045 | 4 | 5 3/4 | 3/4 | 1 3/8 | 3 7/8 | 3 7/8 |
| PGDE 6 | 50065 | 6 | 7 3/4 | 3/4 | 1 3/8 | 5 7/8 | 3 7/8 |

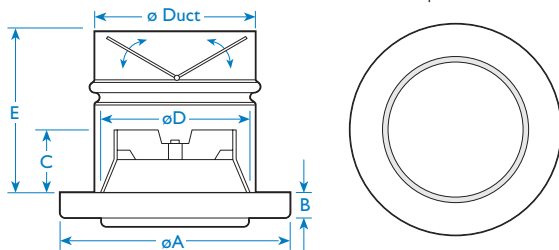
Dimensional information in inches. † Duct connections are 1/8" smaller than duct size.

MGE/MGDE



Fantech's Metal Grill. White powder coat finish. A low profile, adjustable intake/exhaust circular grill. Included with the grill is a matching diameter galvanized mounting collar with nailing strip.


MGDE includes integrated backdraft damper



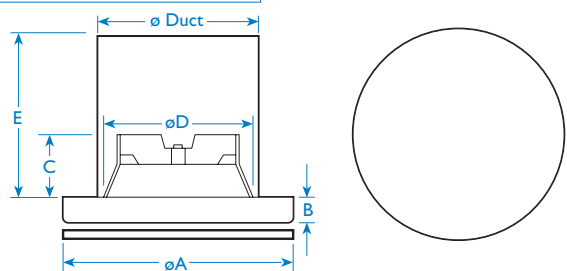
| Model | UPC# | ø Duct† | ø A | B | C | ø D | E |
|--------|-------|---------|-------|-----|-------|-------|-------|
| MGE 4 | 68040 | 4 | 5 3/4 | 5/8 | 1 5/8 | 3 7/8 | 3 3/4 |
| MGE 5 | 68050 | 5 | 6 3/8 | 5/8 | 1 5/8 | 5 3/4 | 3 3/4 |
| MGE 6 | 68060 | 6 | 7 1/2 | 5/8 | 1 7/8 | 5 7/8 | 3 3/4 |
| MGE 8 | 68080 | 8 | 9 1/8 | 3/4 | 1 7/8 | 7 7/8 | 3 3/4 |
| MGDE 4 | 68045 | 4 | 5 3/8 | 5/8 | 1 1/2 | 3 7/8 | 4 |
| MGDE 6 | 68065 | 6 | 7 1/2 | 5/8 | 1 7/8 | 5 7/8 | 4 |

Dimensional information in inches. † Duct connections are 1/8" smaller than duct size.

MGS



Fantech's Metal Supply Grill. White powder coat finish. A low profile, adjustable, circular grill. Included with grill is a matching diameter galvanized mounting collar with nailing strip.



| Model | UPC# | ø Duct† | ø A | B | C | ø D | E |
|-------|-------|---------|-------|-----|-------|-------|-------|
| MGS 4 | 68540 | 4 | 5 3/8 | 5/8 | 1 5/8 | 3 7/8 | 3 3/4 |
| MGS 5 | 68550 | 5 | 6 1/4 | 5/8 | 1 5/8 | 5 3/4 | 3 3/4 |
| MGS 6 | 68560 | 6 | 7 1/2 | 5/8 | 1 7/8 | 5 7/8 | 3 3/4 |
| MGS 8 | 68580 | 8 | 9 1/4 | 3/4 | 1 7/8 | 7 7/8 | 3 3/4 |

Dimensional information in inches. † Duct connections are 1/8" smaller than duct size.

Controls & Switches

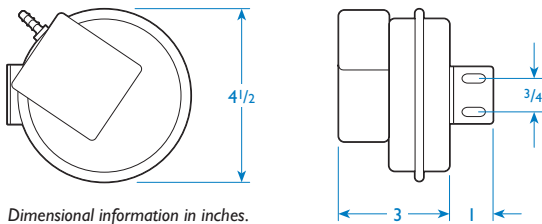
Pressure Switches

DB 10



Dryer boost switch. Automatic pressure switch allows for fully automatic operation of dryer booster fan. Fan runs for 10 minutes when positive pressure is sensed in the duct line then shuts off and turns on again as needed. Switch suitable for 115 volt supply, 2 amp rating.

UPC #12010



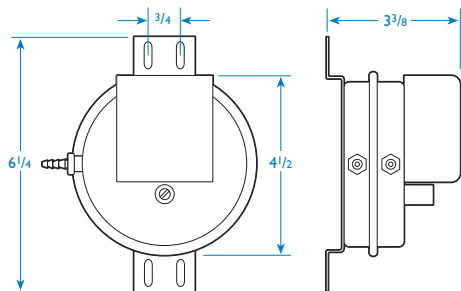
Dimensional information in inches.

FPS 10



Pressure switch. Adjustable between 0.05" to 1.0" water differential pressure. Using either positive or negative pressure sensing for duct line. Switch suitable for 115 volt supply, 10 amp rating.

UPC #12012



Dimensional information in inches.

Variable Speed Controllers

SCD Series



Slide type variable speed controller with on/off switch. White Decora-style switch plate and screws included. Fits standard single gang box.

Note: Model SCD 7 protrudes ⁵/₈-inch from wall.

| Model | UPC# | Volts | Amps |
|-------|-------|-------|------|
| SCD 5 | 56055 | 115 | 5 |
| SCD 7 | 56075 | 115 | 7 |

WC Series



WC15 and WC25 (2 wire) rotary type variable speed controller with on/off switch. Brushed aluminum switch plate and screws included. Fits standard single gang box. WC15H (4 wire) contains all the features as the WC15 with a high speed bypass.

| Model | UPC# | Volts | Amps |
|--------|-------|-------|------|
| WC 15 | 56005 | 115 | 5 |
| WC 15H | 56008 | 115 | 5 |
| WC 25 | 56006 | 220 | 5 |

RPE Series



Heavy duty rotary type variable speed controller with on/off switch. Brushed aluminum switch plate and screws included.

| Model | UPC# | Volts | Amps |
|---------|-------|-------|------|
| RPE 10 | 56010 | 115 | 10 |
| RPE 15 | 56015 | 115 | 15 |
| RPE 210 | 56210 | 230 | 10 |

Controls & Switches

Timers

FD 60EM



Electronic push button timer. Select from 10, 20, 30 and 60 minute timed operation of fan. Includes Decora style white switch plate and screws. Fits standard single gang box. Ideal for multiple switching locations. Switch suitable for 115 volt supply. 20 amp rating.

UPC #73200

FD 30M



Mechanical crank timer. Select from 1 to 30 minutes of timed fan operation. Switch suitable for 115 or 230 volt supply. 7 amp rating. Use with Decora-style or standard white face plate (not included). Suitable for multiple switching locations.

UPC #73030

FLD 60



Fan/Light delay timer switch. Allows continuous operation of the fan for up to 1 hour after light switch is turned off. Switch suitable for 115 volt supply. 5 amp rating. Brushed aluminum switch plate and screws included. Suitable for single switching location.

UPC #73060

RTS2




15-minute timer with LED light for use with the majority of Fantech residential Heat Recovery and Energy Recovery Ventilators. Works as an override switch to turn HRV or ERV on high speed for 15 minutes. Up to four timers can be used. Install in bathrooms, kitchen or laundry – where ever easy-access wall control is needed. 24 volt.

UPC #13462

Dehumidistat Controller

FH 20



Wall mounted dehumidistat. Adjustable between 20% and 80% relative humidity. Switch suitable for up to 115 volt supply. 7.5 amp rating. White.

UPC #73020

Attic Thermostat

FAT 10



Thermostat for use with attic ventilation systems. Adjustable between 80° and 130°F. Switch suitable for 115 volt supply. 10 amp rating.

UPC #29110

Air Screen Controls

AS DS



Cast metal and plastic plunger style door switch. Switch suitable for 115 or 230 volt supply. 15 amp rating. Designed for use with Fantech Air Screens AC-3600 through AS-6012.

UPC #29101

AS TS



Two-stage thermostat for heated Air Screens. Switch suitable for 115 or 230 volt supply. 7 amp rating.

UPC #29105

Controls & Switches

HRV/ERV Controls

EDF5

DIGITAL DISPLAY

Shows Indoor Humidity Level

DEHUMIDISTAT CONTROL

A Dehumidistat is ideal for use in energy efficient houses where indoor humidity (during the heating season) is higher than outdoor levels. High humidity is a major cause of structure damage and IAQ problems such as mold and mildew.

OVERRIDE TIMER

When pressed, unit will provide high speed ventilation for one 15, 30 or 60 minute period.

MAINTENANCE LIGHT


Light comes on when it's time to clean unit.

POWER

On/Off and Reset

MODES

Select Intermittent, Recirculation or Continuous Ventilation Modes



Control multiple functions of your Fantech HRV/ERV with one slimline wall control. Two-wire connection simplifies installation. Use one EDF5 per HRV/ERV installed.

OVERRIDE SPEED CONTROL

Push to select override speed of unit.

CYCLE CONTROL

Set unit to cycle on 15, 20, or 30 minutes every hour

MODE SPEED

Set Unit to Low, Medium or High Speed

EDF2



Multi-function wall control for use with Fantech SHR/VHR Heat Recovery units or SER Energy Recovery units. Two-wire connection simplifies installation. Similar to EDF5 (shown above) without recirculation mode.

UPC# 13481

MDEH 1



2-wire low voltage dehumidistat control with rotary dial. Just turn the dial to set the humidity level.

Multiple units can be used with Fantech HRV's. Install in bathrooms, kitchen or laundry for easy access.

UPC# 13474

MDEH 2



4-wire low voltage dehumidistat control with power indicator light and on/off switch.

Dial lights up when dehumidistat turns unit to high speed. Use one per HRV system. (Do not use with EDF5.)

UPC# 13476

Dehumidistats


AQS 1



Air Quality Sensor for use with Fantech HRV/ERV systems. Automatically senses pollutants and activates HRV/ERV to high speed if levels exceed normal condition. Features indicator light that changes color to indicate level of pollution in the home. Pushbutton override switch sets unit to run 1, 2 or 3 hours at high speed. Three-position for efficient operation. Use one per HRV/ERV system.

UPC# 13472

MPG 05



Magnehelic Pressure Gauge for measuring and balancing airflow. (0.50"/2000-OD). Shown here with optional accessories. For complete list of available accessories see Fantech Price List.

UPC# 23096

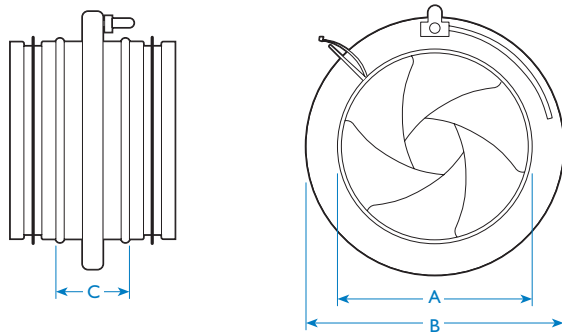
Duct Supplies

Iris Dampers

IR



Iris dampers for quiet, precise balancing of ventilation systems. Dampers include calibrated air-flow measuring device.



| Model | UPC# | A† | B | C |
|-------|-------|--------|--------|-------|
| IR 4 | 63040 | 4 | 6 1/2 | 2 1/4 |
| IR 5 | 63050 | 5 | 8 1/4 | 2 1/2 |
| IR 6 | 63060 | 6 | 9 | 2 |
| IR 8 | 63080 | 8 | 11 1/4 | 2 1/4 |
| IR 10 | 63100 | 10 | 13 | 2 3/4 |
| IR 12 | 63120 | 12 | 16 | 2 3/8 |
| IR 16 | 63160 | 16 | 22 | 3 1/4 |
| IR 20 | 63200 | 19 3/4 | 25 3/8 | 2 3/8 |
| IR 25 | 63205 | 24 3/4 | 32 | 2 3/8 |

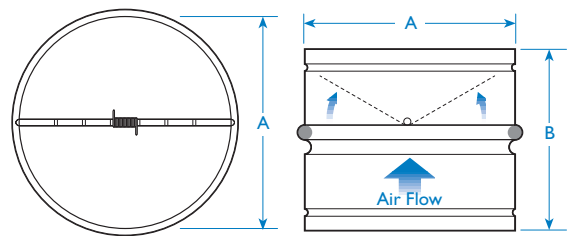
Dimensional information in inches.
† Duct connections are 1/8" smaller than duct size.

Backdraft Dampers

RSK



Backdraft dampers with galvanized steel collar and lightweight aluminum damper blades. Spring loaded for positive closure.



| Model | UPC# | A† | B |
|--------|-------|----|-------|
| RSK 4 | 69040 | 4 | 3 1/4 |
| RSK 5 | 69050 | 5 | 3 1/8 |
| RSK 6 | 69060 | 6 | 3 1/8 |
| RSK 8 | 69080 | 8 | 3 1/8 |
| RSK 10 | 69100 | 10 | 3 |
| RSK 12 | 69120 | 12 | 3 |
| RSK 14 | 69140 | 14 | 6 3/8 |
| RSK 16 | 69160 | 16 | 6 3/8 |

Dimensional information in inches.
† Duct connections are 1/8" smaller than duct size.

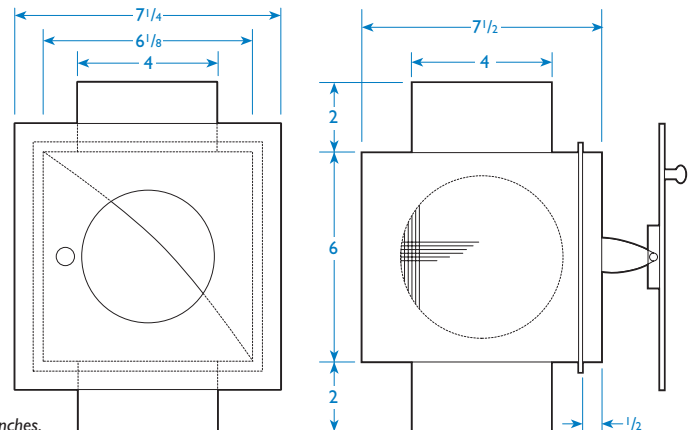
Lint Trap for Dryer Boosting

DBLT 4



Paintable galvanized metal lint trap for dryer boosting applications. Use when duct length between dryer and booster fan is less than 15 feet. Fits 4-inch duct. Features pull out door with view window, removable lint filter for easy cleaning and 1/2-in flange for flush mount installation.

UPC #12004



Dimensional information in inches.

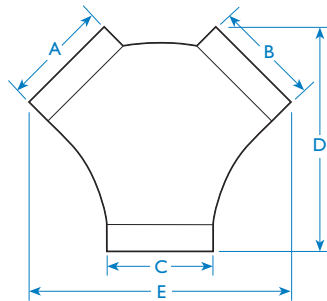
Duct Supplies

Sheet Metal Adapters

FY



"Y" adapter for circular duct. Constructed of galvanized sheet metal.




| Model | UPC# | A† | B† | C† | D | E |
|--------|-------|----|----|----|-----|-----|
| FY 4 | 64040 | 4 | 4 | 4 | 10½ | 12½ |
| FY 5 | 64050 | 5 | 5 | 5 | 11 | 14 |
| FY 6 | 64060 | 6 | 6 | 6 | 12½ | 13½ |
| FY 86 | 64806 | 6 | 6 | 8 | 13 | 16 |
| FY 8 | 64080 | 8 | 8 | 8 | 10 | 14 |
| FY 810 | 64810 | 8 | 8 | 10 | 10½ | 16½ |

Dimensional information in inches.
† Duct connections are 1/8" smaller than duct size.

Roof Curbs

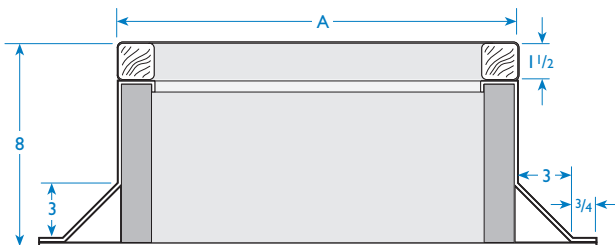
WI/CI



Prefabricated roof curbs reduce installation time by ensuring compatibility of the fan and curb. Curbs feature a welded 18 gauge galvanized steel construction, 3-inch cant, insulation and wooden nailing rail. Standard height is 8-inches.

| Model | UPC# | A | FANS |
|----------|-------|-----|---------------------|
| WI 1508 | 42158 | 15 | REC 6 |
| CI 18Q08 | 42188 | 18½ | REC 8XL REC 10XL |

Dimensional information in inches.

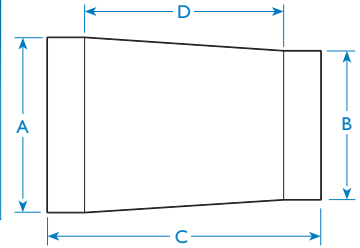


Dimensional information in inches.

CKR



Increaser or reducer for circular duct. Constructed of galvanized sheet metal.



| Model | UPC# | A† | B† | C | D |
|--------|-------|----|----|----|----|
| CKR 54 | 65054 | 5 | 4 | 7½ | 3¼ |
| CKR 64 | 65064 | 6 | 4 | 8 | 4½ |
| CKR 86 | 65086 | 8 | 6 | 7½ | 3¼ |

Dimensional information in inches.
† Duct connections are 1/8" smaller than duct size.

Silencers for Round Duct

LD



Galvanized steel silencer for use in kitchen range hood ventilation and other applications where noise is a concern.

A Fantech silencer can typically reduce the "perceived" sound level of the system by more than 50%. Units feature rubber seal on inlet and outlet.

Note: The recommended connector for the LD12 is the FC12-315 (see page 9).

| Model | UPC# | ø Duct† | Outside ø | Length |
|-------|-------|---------|-----------|--------------------------------|
| LD 4 | 79040 | 4 | 8 | 23 ⁵ / ₈ |
| LD 5 | 79050 | 5 | 9 | 23 ⁵ / ₈ |
| LD 6 | 79060 | 6 | 10¼ | 23 ⁵ / ₈ |
| LD 8 | 79080 | 8 | 12½ | 23 ⁵ / ₈ |
| LD 10 | 79100 | 10 | 14 | 35½ |
| LD 12 | 79120 | 12 | 17¾ | 35½ |
| LD 16 | 79160 | 16 | 25 | 35½ |

Dimensional information in inches.
† Duct connections are 1/8" smaller than duct size.

| Model | Sound Data (Suppression dB Frequency Bands Hz) | | | | | | |
|-------|--|-----|-----|------|------|------|------|
| | 125 | 250 | 500 | 1000 | 2000 | 4000 | 8000 |
| LD 4 | 8 | 14 | 26 | 34 | 41 | 45 | 25 |
| LD 5 | 6 | 12 | 22 | 28 | 37 | 38 | 22 |
| LD 6 | 5 | 10 | 18 | 23 | 33 | 30 | 19 |
| LD 8 | 4 | 9 | 17 | 22 | 29 | 25 | 18 |
| LD 10 | 6 | 11 | 21 | 27 | 39 | 25 | 19 |
| LD 12 | 5 | 9 | 18 | 23 | 32 | 20 | 18 |
| LD 16 | 5 | 8 | 11 | 23 | 19 | 17 | 15 |

Duct Supplies

Round Flexible Duct

FIDT



Flexible round insulated duct. Available in 25-foot lengths. UL listed.

| Model | UPC# | ø Duct |
|---------|-------|--------|
| FIDT 4 | 59040 | 4 |
| FIDT 5 | 59050 | 5 |
| FIDT 6 | 59060 | 6 |
| FIDT 8 | 59080 | 8 |
| FIDT 10 | 59100 | 10 |

Dimensional information in inches.

Clamps for Circular Duct

CB



Plastic duct clamps. For use with flexible duct, easy to install locking slide clamps.

| Model | UPC# | ø Duct |
|--------|-------|--------|
| CB 34 | 51041 | 4 |
| CB 56 | 51051 | 5 - 6 |
| CB 810 | 51081 | 8 - 10 |

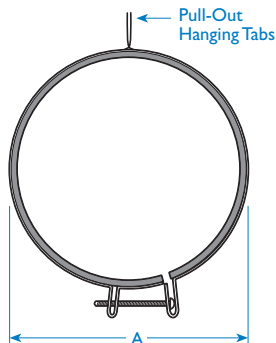
Dimensional information in inches.

FC



Stabilizing mounting clamps. Two inch wide galvanized steel bands lined with neoprene. Can be used for suspended installation of fan. For use with rigid duct work (sold in pairs).

FC12-315 connector kit for LD12 or other European 315mm duct.



| Model | UPC# | A |
|-----------|-------|--------------------------------|
| FC 4 | 51040 | 4 |
| FC 5 | 51050 | 5 |
| FC 6 | 51060 | 6 |
| FC 8 | 51080 | 8 |
| FC 10 | 51100 | 10 |
| FC 12 | 51120 | 12 |
| FC 12-315 | 51125 | 12 ³ / ₈ |

Dimensional information in inches.

Inlet Guards

IG




Wire ring inlet guards used to prevent foreign objects from entering duct line. Zinc chromate plated steel.

| Model | UPC# | ø Duct |
|-------|-------|--------|
| IG 4 | 75040 | 4 |
| IG 5 | 75050 | 5 |
| IG 6 | 75060 | 6 |
| IG 8 | 75080 | 8 |
| IG 10 | 75100 | 10 |
| IG 12 | 75120 | 12 |

Dimensional information in inches.

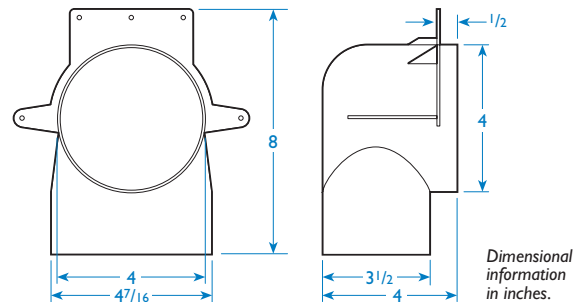
Elbows

FEL 4

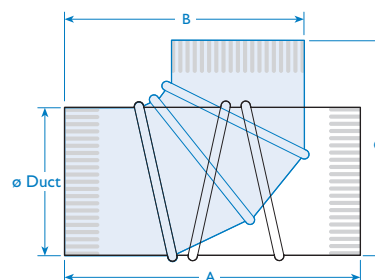


Heavy-duty plastic 90° mounting collar/elbow for use in 2 x 4 stud walls. Use with 4-inch duct. With half-inch drywall lip already set, just nail in place and connect duct. Low depth profile makes this elbow the perfect solution for sidewall ventilation within a wall partition.

UPC #64495



FEA



Round metal elbows adjust from 0° to 90°. Ideal for installations where space is at a minimum.


| Model | UPC# | ø Duct | A | B | C |
|-------|-------|--------|--------------------------------|-------------------------------|-------------------------------|
| FEA 4 | 64490 | 4 | 8 ¹ / ₂ | 7 | 7 |
| FEA 6 | 64690 | 6 | 10 ⁵ / ₈ | 9 ¹ / ₄ | 9 ¹ / ₄ |

Dimensional information in inches.

Exterior Vents

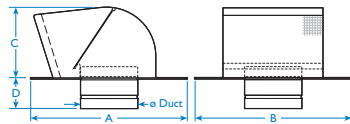
Roof Caps

RC



Roof Cap with damper flap closure, duct connection and screened exhaust opening.

Stainless steel or copper roof caps available by special order. Call for more information.



| Model | UPC# | ø Duct† | A | B | C | D | Material |
|-------|-------|---------|--------|----|-------|-------|------------------|
| RC 4 | 71040 | 4 | 11 1/2 | 9 | 5 3/4 | 1 3/8 | Aluminum |
| RC 5 | 71050 | 5 | 14 | 14 | 7 | 3 | Galvanized Steel |
| RC 6 | 71060 | 6 | 14 | 14 | 7 | 3 | Galvanized Steel |
| RC 8 | 71080 | 8 | 16 | 16 | 8 | 3 | Galvanized Steel |
| RC 10 | 71100 | 10 | 22 | 20 | 10 | 3 | Galvanized Steel |
| RC 12 | 71120 | 12 | 24 | 22 | 12 | 3 | Galvanized Steel |

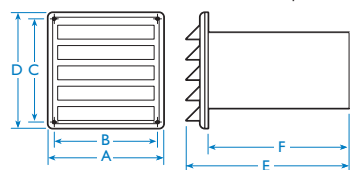
Dimensional information in inches. † Duct connections are 1/8" smaller than duct size.

Outdoor Louvers & Weather Hoods

COM 6P



Outdoor Louvers for 6" duct (pair). Includes one supply and one exhaust louver. White plastic.



| Model | UPC# | ø Duct† | A | B | C | D | E | F |
|--------|-------|---------|-------|-------|-------|-------|----------|----|
| COM 6P | 24045 | 6 | 9 1/8 | 8 1/4 | 8 1/4 | 9 1/8 | 12 11/16 | 12 |

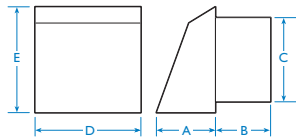
Dimensional information in inches. † Duct connections are 1/8" smaller than duct size.

COM/FML



COM 6M – Pair of metal outdoor hoods for 6" duct. Includes one exhaust and one supply hood. Prepainted white aluminum.

FML – Models include a single prepainted aluminum hood for exhaust applications. Sizes to fit 8" to 12" duct.



| Model | UPC# | ø Duct† | A | B | C | D | E |
|--------|-------|---------|---------|--------|----|--------|--------|
| COM 6M | 24125 | 6 | 4 3/4 | 5 3/4 | 6 | 8 3/16 | 8 1/8 |
| FML 8 | 24118 | 8 | 5 11/16 | 3 5/16 | 8 | 10 | 10 |
| FML 10 | 24120 | 10 | 7 | 3 5/16 | 10 | 10 | 10 |
| FML 12 | 24122 | 12 | 8 1/2 | 3 5/16 | 12 | 14 1/8 | 14 1/8 |

Dimensional information in inches. † Duct connections are 1/8" smaller than duct size.

Soffit Vent

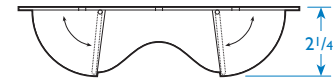
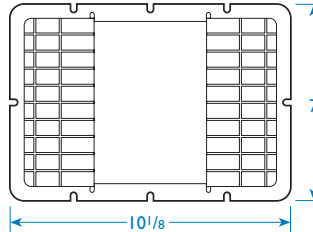
UEV 4



Plastic soffit vent for use with 4 or 6-inch duct.

Note: Use FEA4 or FEA6 (shown on page 9) for installations where flex duct is used.

UPC #71041



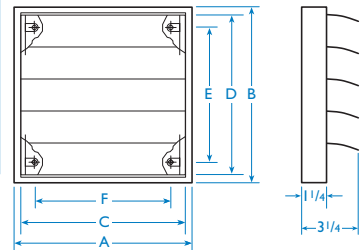
Dimensional information in inches.

Louvered Vents

HS



Plastic louvered shutter with duct connection.



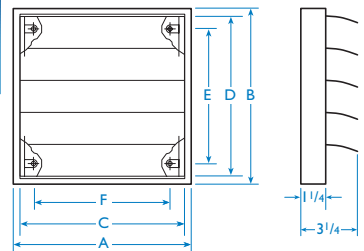
| Model | UPC# | ø Duct† | A | B | C | D | E | F |
|-------|-------|---------|---|---|-------|-------|-------|-------|
| HS 4W | 62040 | 4 | 6 | 6 | 4 1/2 | 4 1/2 | 5 1/2 | 5 1/2 |
| HS 5W | 62050 | 5 | 8 | 8 | 7 | 7 | 7 3/8 | 7 3/8 |
| HS 6W | 62060 | 6 | 8 | 8 | 7 | 7 | 7 3/8 | 7 3/8 |

Dimensional information in inches. † Duct connections are 1/8" smaller than duct size.

VK



Plastic louvered shutter with duct connection. Includes tab collar for duct connection.



| Model | UPC# | ø Duct† | A | B | C | D | E | F |
|-------|-------|---------|--------|--------|--------|--------|--------|--------|
| VK 25 | 62080 | 8 | 11 1/2 | 11 1/2 | 10 1/2 | 10 1/4 | 8 1/2 | 9 1/2 |
| VK 30 | 62100 | 10 | 13 1/2 | 13 1/2 | 12 1/2 | 12 | 10 1/2 | 11 1/2 |
| VK 35 | 62120 | 12 | 15 1/2 | 15 1/2 | 14 1/2 | 14 | 12 1/2 | 13 1/2 |

Dimensional information in inches. † Duct connections are 1/8" smaller than duct size.

Range Hood Liners

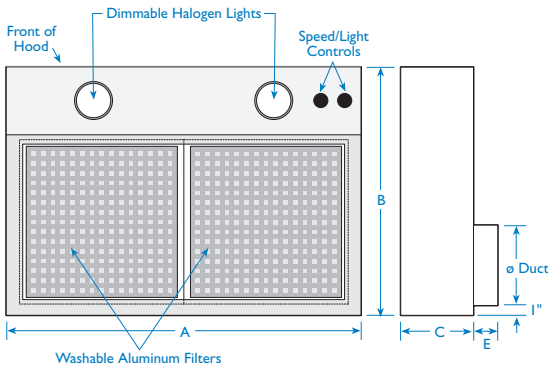
SHL/SGHL

SHL Series range hood liners feature all stainless steel construction. SGHL liners feature stainless steel face with galvanized steel housing. Both styles have built-in infinite speed control for the fan, washable aluminum filters and dimmable halogen lights (purchase separately). SHL Series available in 36", 42" and 48" widths. SGHL Series available in 30" and 36" widths. UL approved.



Shown above: (front to back) SGHL 30, SGHL 36 and SHL 48

Shown right: Typical range hood installation using Fantech's SHL/SGHL Range Hood Liner, RSK Backdraft Damper, LD Silencer and Inline Fan. Hood Liner can also be used with exterior mounted fans. See chart for correct sizing information.



SHL Series Dimensional Information

| Model | UPC# | ϕ Duct† | A | B | C | E |
|--------|-------|--------------|-----|----|---|---|
| SHL 36 | 47036 | 8 | 34½ | 22 | 6 | 3 |
| SHL 42 | 47042 | 8 | 40½ | 22 | 6 | 3 |
| SHL 48 | 47048 | 10 | 46½ | 22 | 6 | 3 |

Dimensional information in inches.

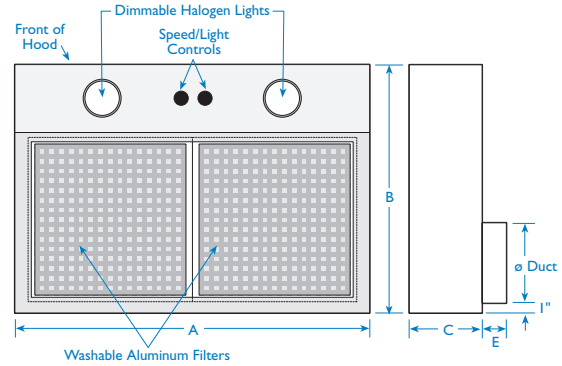
† Duct connections are 1/8" smaller than duct size.

Recommended Fans for SHL Series

| Fan Model | Use With SHL Model(s) | Location | Mounting | Airflow at 0" | Typical Airflow† |
|-----------|-----------------------|----------|-----------|---------------|------------------|
| FX 8 | SHL 36/42 | interior | inline | 481 | 430 |
| FX 8xL | SHL 36/42 | interior | inline | 521 | 480 |
| FX 10 | SHL 48 | interior | inline | 521 | 470 |
| FX 10xL | SHL 48 | interior | inline | 590 | 540 |
| FKD 8xL | SHL 36/42 | interior | inline | 836 | 740 |
| FKD 10 | SHL 48 | interior | inline | 910 | 780 |
| FKD 10xL | SHL 36/42/48 | interior | inline | 1266 | 1060 |
| FKD 12xL* | SHL 48 | interior | inline | 2016 | 1460 |
| RVF 8xL | SHL 36/42 | exterior | wall | 435 | 392 |
| RE 8xL | SHL 36/42 | exterior | roof/wall | 409 | 356 |
| RE 10xL | SHL 36/42/48 | exterior | roof/wall | 753 | 730 |

† Typical airflow is an estimate based on a system with 20' of duct, two 90° elbows, a backdraft damper, roof cap and filters.

* Requires larger speed control. Contact Fantech Customer Service for recommendations.



SGHL Series Dimensional Information

| Model | UPC# | ϕ Duct† | A | B | C | E |
|---------|-------|--------------|-----|----|---|---|
| SGHL 30 | 47530 | 6 | 28½ | 18 | 4 | 3 |
| SGHL 36 | 47536 | 6 | 34½ | 18 | 4 | 3 |

Dimensional information in inches.

† Duct connections are 1/8" smaller than duct size.

Recommended Fans for SGHL Series

| Fan Model | Use With SGHL Model(s) | Location | Mounting | Airflow at 0" | Typical Airflow† |
|-----------|------------------------|----------|-----------|---------------|------------------|
| FX 6** | SGHL 30 | interior | inline | 257 | 190 |
| FX 6xL | SGHL 30/36 | interior | inline | 392 | 275 |
| FX 8xL | SGHL 30/36 | interior | inline | 521 | 320 |
| FKD 8xL | SGHL 36 | interior | inline | 836 | 740 |
| RVF 6** | SGHL 30 | exterior | wall | 242 | 200 |
| RVF 6xL | SGHL 30/36 | exterior | wall | 381 | 330 |
| RVF 8xL | SGHL 36 | exterior | wall | 435 | 392 |
| RE 6** | SGHL 30 | exterior | roof/wall | 227 | 205 |
| RE 8xL | SGHL 30/36 | exterior | roof/wall | 409 | 356 |
| RE 10xL | SGHL 36 | exterior | roof/wall | 753 | 730 |

† Typical airflow is an estimate based on a system with 20' of duct, two 90° elbows, a backdraft damper, roof cap and filters.

** Fans will meet most local code requirements but will produce less than Fantech's recommended ventilation rate of 100 cfm per foot of hood width.

Index

Supply/Exhaust Grills

| | |
|--|---|
| Combination Exhaust Grill & Light | |
| VLC64 | 2 |
| Fixed Exhaust Grills | |
| DG 4 | 2 |
| DG 6 | 2 |
| DGD 4 | 2 |
| DGD 6 | 2 |
| Adjustable Exhaust Grills | |
| MGDE 4 | 3 |
| MGDE 6 | 3 |
| MGE 4 | 3 |
| MGE 5 | 3 |
| MGE 6 | 3 |
| MGE 8 | 3 |
| PGDE 4 | 3 |
| PGDE 6 | 3 |
| PGE 4 | 3 |
| PGE 5 | 3 |
| PGE 6 | 3 |
| PGE 8 | 3 |
| Adjustable Supply Grills | |
| MGS 4 | 3 |
| MGS 5 | 3 |
| MGS 6 | 3 |
| MGS 8 | 3 |

Controls & Switches

| | |
|-----------------------------------|---|
| Pressure Switches | |
| DB 10 | 4 |
| FPS 10 | 4 |
| Variable Speed Controllers | |
| RPE 10 | 4 |
| RPE 15 | 4 |
| RPE 210 | 4 |
| SCD 5 | 4 |
| SCD 7 | 4 |
| WC 15 | 4 |
| WC 15H | 4 |
| WC 25 | 4 |
| Timers | |
| FD 30M | 5 |
| FD 60EM | 5 |
| FLD 60 | 5 |
| RTS 2 | 5 |
| Dehumidistat Controller | |
| FH 20 | 5 |
| Attic Thermostat | |
| FAT 10 | 5 |
| Air Screen Controllers | |
| AS DS | 5 |
| ASTS | 5 |

HRV/ERV Controls

| | |
|---------------------------|---|
| Intellitex Control | |
| EDF5 | 6 |
| EDF2 | 6 |
| Air Quality Sensor | |
| AQS 1 | 6 |
| Dehumidistats | |
| MDEH 1 | 6 |
| MDEH 2 | 6 |
| Pressure Gauge | |
| MPG 05 | 6 |

Duct Supplies

| | |
|-------------------------------------|---|
| Iris Dampers | |
| IR 4 | 7 |
| IR 5 | 7 |
| IR 6 | 7 |
| IR 8 | 7 |
| IR 10 | 7 |
| IR 12 | 7 |
| IR 16 | 7 |
| IR 20 | 7 |
| IR 25 | 7 |
| Backdraft Dampers | |
| RSK 4 | 7 |
| RSK 5 | 7 |
| RSK 6 | 7 |
| RSK 8 | 7 |
| RSK 10 | 7 |
| RSK 12 | 7 |
| RSK 14 | 7 |
| RSK 16 | 7 |
| Lint Trap for Dryer Boosting | |
| DBLT 4 | 7 |
| Sheet Metal Adapters | |
| CKR 54 | 8 |
| CKR 64 | 8 |
| CKR 86 | 8 |
| FY 4 | 8 |
| FY 5 | 8 |
| FY 6 | 8 |
| FY 86 | 8 |
| FY 8 | 8 |
| FY 810 | 8 |
| Silencers For Round Duct | |
| LD 4 | 8 |
| LD 5 | 8 |
| LD 6 | 8 |
| LD 8 | 8 |
| LD 10 | 8 |
| LD 12 | 8 |
| LD 16 | 8 |
| Roof Curbs | |
| WI 1508 | 8 |
| CI 18Q08 | 8 |

Circular Duct Clamps

| | |
|--------------|---|
| CB 34 | 9 |
| CB 56 | 9 |
| CB 810 | 9 |

Mounting Clamps

| | |
|-----------------|---|
| FC 4 | 9 |
| FC 5 | 9 |
| FC 6 | 9 |
| FC 8 | 9 |
| FC 10 | 9 |
| FC 12 | 9 |
| FC 12-315 | 9 |

Elbows

| | |
|-------------|---|
| FEA 4 | 9 |
| FEA 6 | 9 |
| FEL 4 | 9 |

Round Flexible Duct

| | |
|---------------|---|
| FIDT 4 | 9 |
| FIDT 5 | 9 |
| FIDT 6 | 9 |
| FIDT 8 | 9 |
| FIDT 10 | 9 |

Inlet Guards

| | |
|-------------|---|
| IG 4 | 9 |
| IG 5 | 9 |
| IG 6 | 9 |
| IG 8 | 9 |
| IG 10 | 9 |
| IG 12 | 9 |

Exterior Vents

Louvered Shutters

| | |
|-------------|----|
| HS 4W | 10 |
| HS 5W | 10 |
| HS 6W | 10 |
| VK 25 | 10 |
| VK 30 | 10 |
| VK 35 | 10 |

Roof Caps

| | |
|-------------|----|
| RC 4 | 10 |
| RC 5 | 10 |
| RC 6 | 10 |
| RC 8 | 10 |
| RC 10 | 10 |
| RC 12 | 10 |

Outdoor Hoods

| | |
|--------------|----|
| COM 6P | 10 |
| COM 6M | 10 |
| FML 8 | 10 |
| FML 10 | 10 |
| FML 12 | 10 |

Soffit Vents

| | |
|-------------|----|
| UEV 4 | 10 |
|-------------|----|

Range Hood Liners

| | |
|---------------|----|
| SGHL 30 | 11 |
| SGHL 36 | 11 |
| SHL 36 | 11 |
| SHL 42 | 11 |
| SHL 48 | 11 |



For more information contact:

Fantech

web: www.fantech.net
e-mail: info@fantech.net

United States

1712 Northgate Blvd.
Sarasota, Florida 34234
Phone: 800-747-1762; 941-309-6000
Fax: 800-487-9915; 941-309-6099

Canada

50 Kanalfakt Way
Bouctouche, NB E4S 3M5
Phone: 800-565-3548; 506-743-9500
Fax: 877-747-8116; 506-743-9600