

crawlspace mold?


property damage? mildew?

musty odors?

dust mites?

Compact and Powerful Dehumidification for Crawlspace.

**Santa·Fe**TM
COMPACT



4027020

Studies have shown that as much as 50% of the air in your home comes up from your basement or crawlspace. This air is often higher in relative humidity, and carries with it various allergens and musty odors. When conditions linger above 60% relative humidity for extended periods of time, mold, mildew, and bacteria growth is stimulated.

The American Lung Association, American Medical Association, and the EPA recommend maintaining relative humidity level in the 30% - 50% range. Ventilation and air conditioning alone cannot provide the protection offered by a premium dehumidifier like the Sante Fe Compact.TM Protecting your family, and your biggest investment, is worth the best.

“APPLICATION-SPECIFIC” DESIGN

The Sante Fe Compact was specifically designed for crawlspaces. At 12" tall and 12" wide, the Sante Fe Compact can fit when no other dehumidifier can. The Compact's horizontal configuration and flow-through design perform exceptionally well in tight crawlspaces. The optional condensate pump and ducting kits provide the installation flexibility necessary for the most challenging applications. No mass-merchant dehumidifier can perform as efficiently and effectively in crawlspaces as the Sante Fe Compact.

- **Energy Star Listed** – The high efficiency Sante Fe Compact produces over 4 pints per kilowatt-hour, far better than mass merchant dehumidifiers. Better efficiency means lower operating cost – in many cases saving hundreds of dollars per year in electricity.
- **Large Capacity** – The high capacity Sante Fe Compact provides up to 65 pints per day water removal at standard rating conditions*. Medium-sized crawlspaces (up to 1800 sq. ft.) are no problem for the Sante Fe Compact.
- **Low Temperature Operation** – The Sante Fe Compact was engineered for crawlspaces, and the temperature and air flow issues that they present. When many mass-merchant dehumidifiers have stopped removing water from the air, the Sante Fe Compact keeps on protecting you and your home.
- **Superior Air Filtration** – MERV-11 filtration is standard on the Sante Fe Compact, capturing particles (including mold spores) down to 1 micron in size. This superior level of air filtration also keeps the Sante Fe Compact working at peak efficiency for longer than other devices with cheaper designs.
- **Optional Equipment** – The engineers at Therma-Stor designed remote ducting kits, hang kits, caster kits and condensate pumps for use with the Sante Fe Compact. These optional kits provide the ultimate in flexibility for your specific installation requirements.

*AHAM standard testing conditions are 80°F and 60% RH.

Dehumidification for smaller basements and crawlspaces

Closing foundation vents in a crawlspace is recommended to control humidity.



Mold growth on crawlspace foundation beams.



High humidity in a crawlspace can lead to wood rot and buckled hardwood flooring.



CONSEQUENCES OF HIGH HUMIDITY IN CRAWLSPACES

- Wet crawlspaces contribute to the cupping of wood floors and the deterioration of floor joists, beams, sub-flooring, insulation and electrical-mechanical systems.
- Excess moisture encourages mold growth on the wood and on any other organic material that is in the crawlspace.
- Crawlspaces are a major source of air infiltration that permeates up into the living area, transmitting odors, saturating structures, and creating an environment conducive to molds and dust mite infestation.

FOUNDATION VENTS

New research indicates that foundation vents do not always expel moisture or keep the crawlspace dry. Rather than removing crawlspace moisture, venting can make the problem worse.

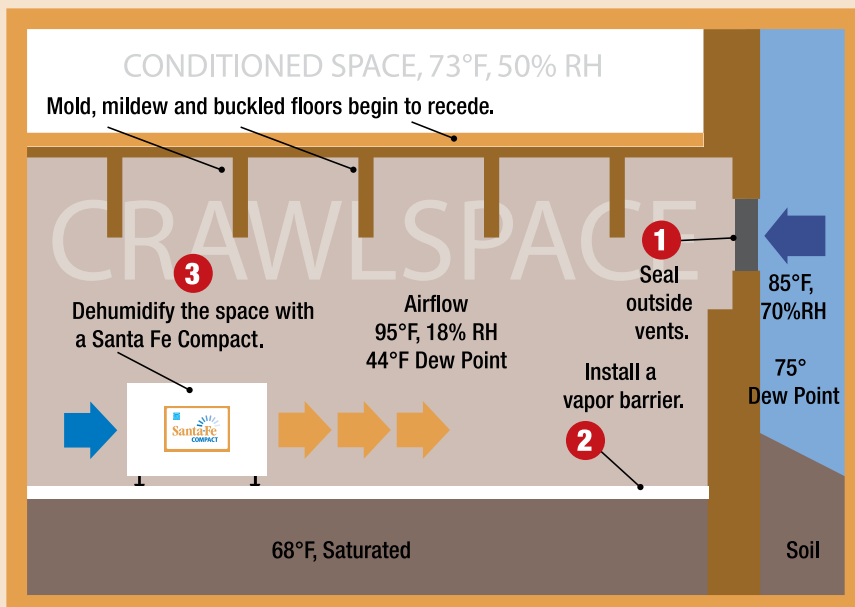
Building scientists have found that when warm, moist outside air enters a crawlspace through vents, the air cools and dramatically increases the relative humidity of the crawlspace.

When the relative humidity goes over 100%, condensation accumulates on the walls, floors, and building components.

Just 100 cfm of 70°F dew point air entering a crawlspace would require the removal of about 10 gallons of water per day!

As a solution to vented crawlspaces where condensation, humidity, and other changes in the atmosphere can leave the space damp and moldy — a closed crawlspace with dehumidification for humidity control is recommended.

installation



FREE STANDING INSTALLATION

Ventilation of a crawlspace to control relative humidity only works consistently in an arid climate. In most climates, ventilation can add significant quantities of moisture during humid times.

Depending on the outside weather, as much as 375 pounds of water per day can infiltrate a crawlspace through ventilation.

Proactive dehumidification of a sealed crawlspace is the only way to ensure desired humidity levels are present.

1. Seal all outside vents to eliminate outside air, which also reduces heating/cooling loads and uncontrolled moisture intake.
2. Install vapor barriers over exposed earth.
3. Condition crawlspace air with a Santa Fe Compact to provide humidity control regardless of outside conditions.

Performance and Technical Specs


BASEMENT/CRAWLSPACE DEHUMIDIFICATION

Because basement and crawlspace floors and walls are in contact with the soil, and soil temperatures several feet below the surface remain at a constant temperature of 50°- 60°F, basement and crawlspace floors and walls tend to remain cool. Since basements and crawlspaces tend to be cool, and cool air holds less moisture than warm air, they will have higher relative humidity.

Typically, the closer to ground level, the larger the area, and the damper the environment, the more capacity that will be necessary to dry out the area. Capacity is usually measured in the number of pints of water that a dehumidifier can remove from the air at a given temperature over a given period of time.

Capacities for residential dehumidifiers are measured in pints of water removed per day at standard conditions. Standard conditions are determined by the American Home Appliance Manufacturers (AHAM) and are used because capacity will vary with conditions. AHAM standard rating conditions are 80°F and 60% RH. The capacity of the Santa Fe Compact is 65 pints per day at these conditions.

The Santa Fe Compact is necessary to ensure that enough moisture is removed at the real-world temperature of your basement or crawlspace to prevent mold, mildew and bacterial growth. The Santa Fe Compact is a dehumidifier designed for these cooler applications.



OPTIONAL ACCESSORIES

4027168	Pre-Filter
4027158	MERV 11 Filter
4027418	MERV 11 Filter 4-Pack + 1 Pre-Filter
4027427	MERV 11 Filter 12-Pack
4028085	Pump Kit
4028076	Caster Kit
4028111	Hang Kit
4028074	Duct Kit
4027415	8" Flex Duct
4020177	8" Flex Duct (Insulated)
4027430	Register Head 8"
4020126	Register Grill (White)
4020175	Dehumidistat



Part Number:	4027020
Blower:	190 CFM @ 0.0" WG
Power:	680 Watts @ 80°F and 60% RH
Supply Voltage:	115 volt – 1phase – 60 Hz

Current Draw: 5.50 Amps

Energy Factor: 1.95 l/kw



Operating Temp.: Between 40°F and 95°F Max

Sized for: 1000 to 1800 Sq. Ft. - Typical

Minimum Performance at 80°F and 60% RH

Water Removal: 65 pints/day

Efficiency: 4.1 Pints/kWh

Air Filter: MERV-11

Efficiency: Standard 65% Efficient
ASHRAE Dust Spot Test

Size: 12" x 12" x 1"

Power Cord: 9', 110-120 VAC, Ground

Drain Connection: 3/4" Threaded MPT

Drain Hose: 5/8" ID x 8'

Santa Fe Compact Dimensions

	Unit	Shipping
Width:	21"	15"
Height:	12"	17"
Depth:	12"	25"
Weight:	55 lbs	65 lbs

Do you know the relative humidity levels in your home?



4026208

The Humidity Alert™ was designed by Therma-Stor to discriminate between occasional periods of high humidity and the prolonged periods that create a risk of unhealthy biological activity. It's a simple, inexpensive device that monitors temperature and relative humidity conditions and records data that is known to contribute to wood rot, mold growth, musty odors and increased pest activity.

EAST TO USE:

1. Place the meter in the desired space.
2. Collect the necessary humidity data.
3. Adjust your Santa Fe dehumidifier to a desired humidity setting.

humidity alert™